

**Harvatek International 0.52" Single Digit Number Display
HCD89396**

Official Product	HCD89396	Customer Part No.	Data Sheet No.
	*****	*****	HCD89396
Specifications are subject to change without notice. Data and drawings herein are copyrighted.	Jul,06,2017	Version of 1.1	Page 1/8

Revision History

Revision	Page	Version No.	Revision Date
DS original		1.0	2017-06-17
Update Internal circuit diagram drawing	4	1.1	2017-07-06

Official Product	HCD89396	Customer Part No.	Data Sheet No.
	*****	*****	HCD89396
Specifications are subject to change without notice. Data and drawings herein are copyrighted.		Jul,06,2017	Version of 1.1
			Page 2/8

DESCRIPTION

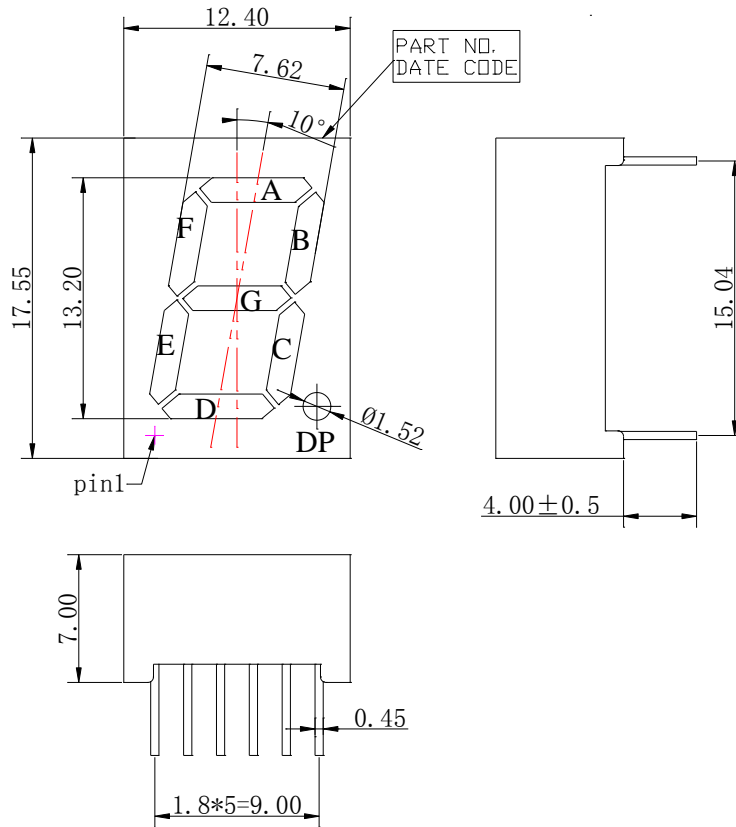
This HCD89396 is a 0.52 inch (13.2mm) digit height single digit seven-segment display. This device utilizes RGB SMD LED , and has a black face and white segments.

FEATURES

- *0.52 inch (13.2mm) DIGIT HEIGHT
- *CONTINUOUS UNIFORM SEGMENTS
- *LOW POWER REQUIREMENT
- *EXCELLENT CHARACTERS APPEARANCE
- *HIGH BRIGHTNESS & HIGH CONTRAST
- *WIDE VIEWING ANGLE
- *SOLID STATE RELIABILITY
- *CATEGORIZED FOR LUMINOUS INTENSITY
- *LEAD-FREE PACKAGE

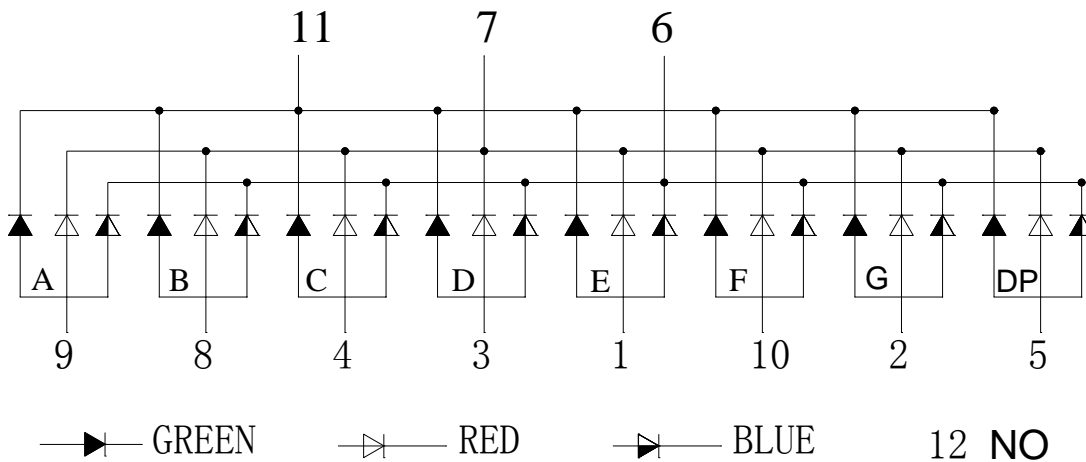
Official Product	HCD89396	Customer Part No.	Data Sheet No.
	*****	*****	HCD89396
Specifications are subject to change without notice. Data and drawings herein are copyrighted.		Jul,06,2017	Version of 1.1
			Page 3/8

PACKAGE DIMENSIONS



NOTES: 1.All dimensions are in millimeters. Tolerances are $\pm 0.25\text{mm}$ ($0.01''$) unless otherwise noted.

INTERNAL CIRCUIT DIAGRAM



Official Product	HCD89396	Customer Part No.	Data Sheet No.
	*****	*****	HCD89396
Specifications are subject to change without notice. Data and drawings herein are copyrighted.		Jul,06,2017	Version of 1.1
			Page 4/8

ABSOLUTE MAXIMUM RATING AT Ta = 25°C

PARAMETER	R	G	B	UNIT
Power Dissipation Per Segment	150	150	150	mW
Continuous Forward Current Per Segment	10	5	5	mA
Peak Forward Current (Frequency 1Khz, 15% duty cycle)	30	15	15	mA
Reverse Voltage Per Segment	5	5	5	V
Operating Temperature Range	-35°C to +85°C			
Storage Temperature Range	-35°C to +85°C			
Soldering Conditions:Max 260°C for max 3sec at 1.6mm below seating plane.				

Remarks:This product should be operated in forward bias.If a reverse voltage is continuously applied to the product, such operation can cause migration resulting in LED damage.

ELECTRICAL / OPTICAL CHARACTERISTICS AT Ta = 25°C

RED

PARAMETER	SYMBOL	MIN.	TYP.	MAX.	UNIT	TEST CONDITION
Average Luminous Intensity	Iv	13.7	21.7		mcd	IF=10mA
Peak Emission Wavelength	λp		629		nm	IF=10mA
Spectral Line Half-Width	Δλ		16		nm	IF=10mA
Dominant Wavelength	λd		622		nm	IF=10mA
Forward Voltage Per Dot	VF		2.0	2.4	V	IF=10mA
Reverse Current Per Dot	IR			10	μA	VR=5V
Luminous Intensity Matching Ratio	Iv-m			2:1		IF=10mA

Official Product	HCD89396	Customer Part No.	Data Sheet No.
	*****	*****	HCD89396
Specifications are subject to change without notice. Data and drawings herein are copyrighted.		Jul,06,2017	Version of 1.1 Page 5/8

GREEN

PARAMETER	SYMBOL	MIN.	TYP.	MAX.	UNIT	TEST CONDITION
Average Luminous Intensity	Iv	34	70		mcd	IF=10mA
Peak Emission Wavelength	λ_p		520		nm	IF=5mA
Spectral Line Half-Width	$\Delta\lambda$		32		nm	IF=5mA
Dominant Wavelength	λ_d		530		nm	IF=5mA
Forward Voltage Per Dot	VF		2.85	3.4	V	IF=5mA
Reverse Current Per Dot	IR			10	μ A	VR=5V
Luminous Intensity Matching Ratio	Iv-m			2:1		IF=10mA

BLUE

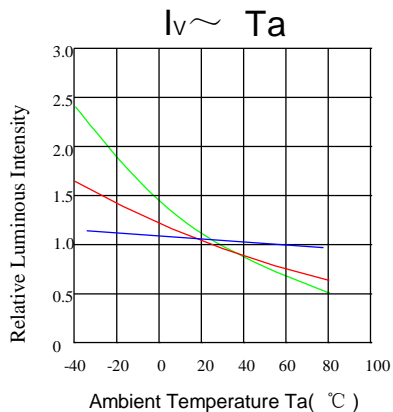
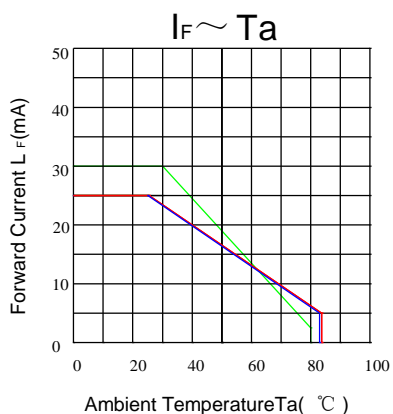
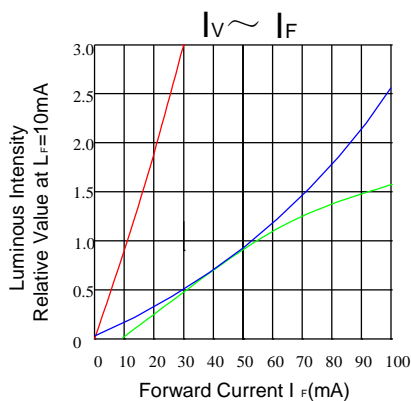
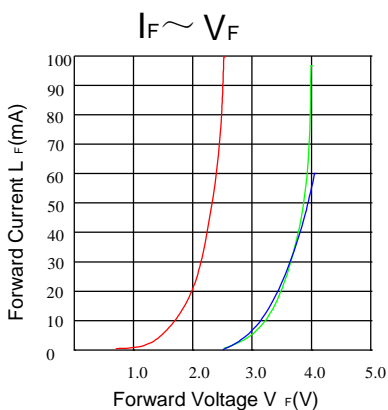
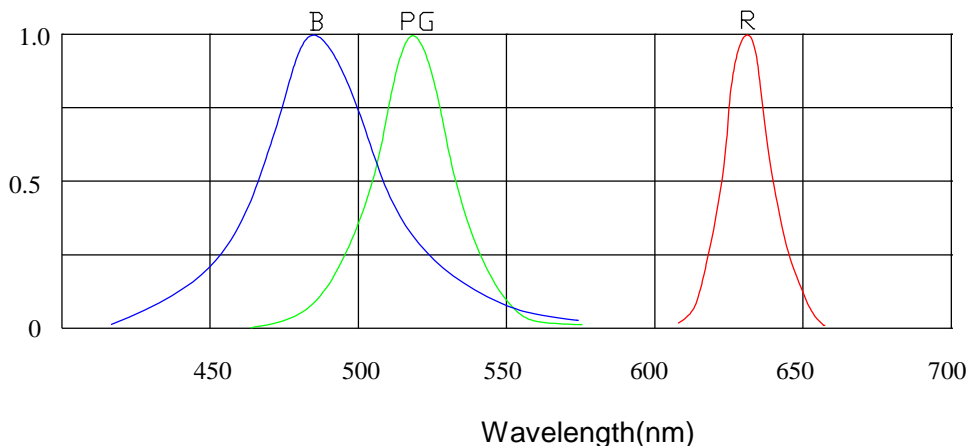
PARAMETER	SYMBOL	MIN.	TYP.	MAX.	UNIT	TEST CONDITION
Average Luminous Intensity	Iv	13.7	21.7		mcd	IF=10mA
Peak Emission Wavelength	λ_p		464		nm	IF=5mA
Spectral Line Half-Width	$\Delta\lambda$		22		nm	IF=5mA
Dominant Wavelength	λ_d		470		nm	IF=5mA
Forward Voltage Per Dot	VF		2.95	3.4	V	IF=25mA
Reverse Current Per Dot	IR			10	μ A	VR=5V
Luminous Intensity Matching Ratio	Iv-m			2:1		IF=5mA

Note:Luminous intensity is measured with a light sensor and filter combination that approximates the CIE (Commision Internationale De L'Eclairage) eye-response curve.

Official Product	HCD89396	Customer Part No.	Data Sheet No.
	*****	*****	HCD89396
Specifications are subject to change without notice. Data and drawings herein are copyrighted.		Jul,06,2017	Version of 1.1 Page 6/8

TYPICAL ELECTRICAL / OPTICAL CHARACTERISTIC CURVES (25°C Ambient Temperature Unless Otherwise Noted)

RELATIVE INTENSITY vs WAVELENGTH

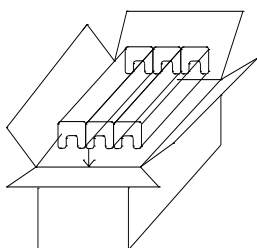
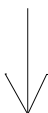


Official Product	HCD89396	Customer Part No.	Data Sheet No.
	*****	*****	HCD89396
Specifications are subject to change without notice. Data and drawings herein are copyrighted.	Jul,06,2017	Version of 1.1	Page 7/8

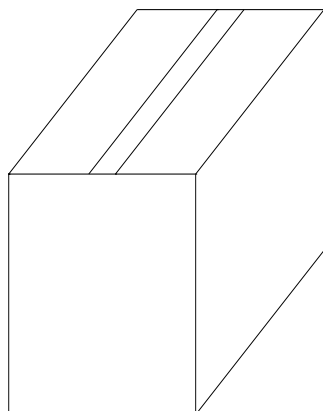
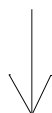
Pack process:



40PCS/TUBE



1920PCS/I-CARTON



7680PCS/O-CARTON

Official Product	HCD89396	Customer Part No.	Data Sheet No.
	*****	*****	HCD89396
Specifications are subject to change without notice. Data and drawings herein are copyrighted.		Jul,06,2017	Version of 1.1
			Page 8/8